

# **PRIMARY 1 (2024) ORIENTATION**

**18 October 2023  
9.00 am to 10.30 am**

**Leaders of Character, Championing Service and Excellence**



# **Briefing Outline**



- 1) Principal's Address
- 2) Overview of Primary Education
- 3) School Operations and Student Matters
- 4) Transiting to Primary 1 - First Week of School
- 5) Parent Support Group Recruitment
- 6) School Tour



**Welcome to PVPS**





# OVERVIEW OF PRIMARY EDUCATION

- Lay a strong foundation
- Nurture well-rounded individuals and passionate lifelong learners
- Provide learning opportunities to recognise the children's strengths and develop their full potential
- Prepare the children for the future



# Our Belief at PVPS

## Our School Philosophy

**Every Child Matters**

## Our Mission

**To nurture future-ready students,  
anchored on values**

## Our Values

**R3ICH**

## Our Vision

**Leaders of Character,  
championing Service and Excellence**

## Our Motto

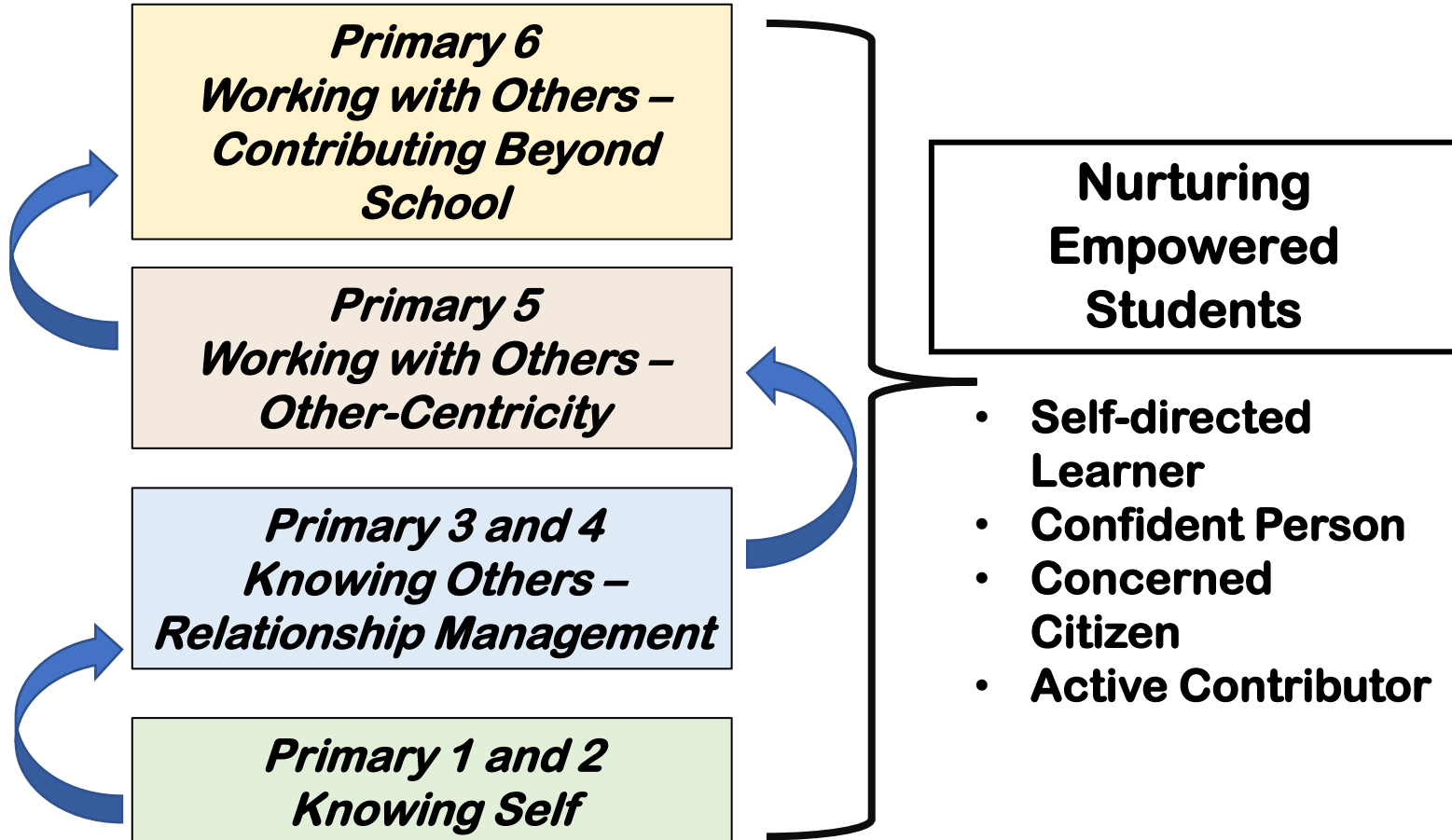
**Ambitio Via Virtus  
(Ambition Through All The Excellent Qualities of Man)**





# Vision: Leaders of Character, Championing Service & Excellence

## Mission: To Nurture Future-Ready Students, Anchored on Values



# PVPS Student Outcomes

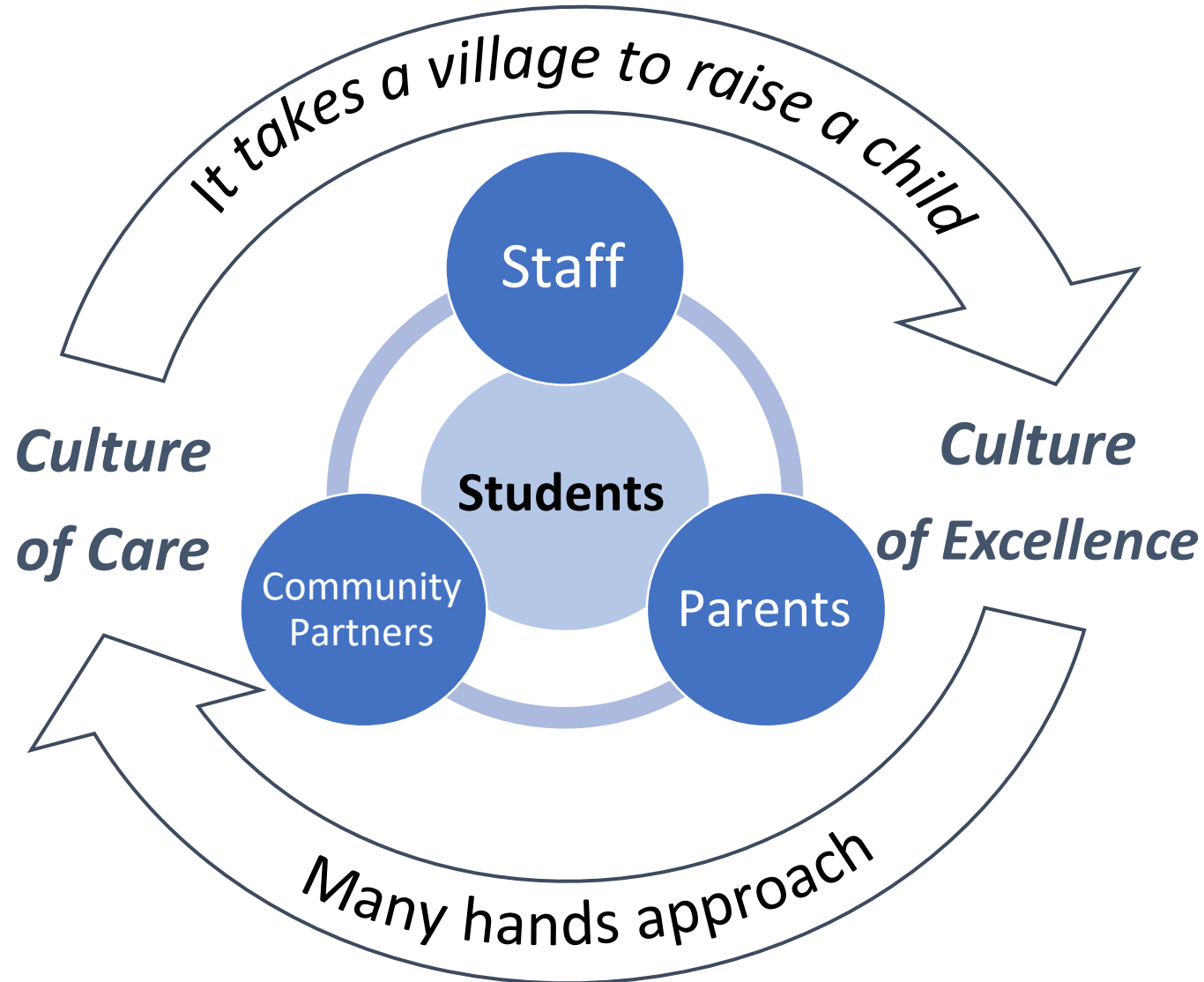
# Our School Culture



***Value every student***

***Embrace all learners***

***Every Child Matters***



***Every student wants to succeed***

***All can learn***

***Growth Mindset***

# WHAT EXPERIENCES WILL MY CHILD GO THROUGH IN PRIMARY 1?



## Holistic Assessment

- Focuses on building greater confidence and nurturing a stronger intrinsic motivation to learn so as to develop your child's potential
- No examinations and weighted assessments at Primary 1 and Primary 2 to ease your child into formal schooling
- Use of appropriate assessment modes to provide useful information to support students' learning and holistic development





# WHAT EXPERIENCES WILL MY CHILD GO THROUGH IN PRIMARY 1?



- **Curriculum Subjects**

English Language	Art
Mother Tongue Language	Music
Mathematics	Physical Education
Social Studies	



- **Level Programmes**

Enrichment Programme  
Programme for Active Learning (PAL)  
Learning Journeys  
Form Teacher Guidance Period (FTGP)  
for social and emotional learning



- **Signature Programmes**

Applied Learning Programme :  
Innovation through Service &  
Leadership  
Learn For Life Programme : Sports &  
Outdoor Education  
Learning Festival

# SCHOOL-HOME PARTNERSHIP

Our children do best when schools and parents work hand in hand to support them.

## **Join the Parent Support Group (PSG):**

- The PSG consists of a group of dedicated parents who partner the school to support fellow parents in nurturing their children.
- It is the platform for parents to network, share, learn and support each other in this parenting journey.
- Some of the initiatives of the PSG include:
  - Budding Chef Programme for P1 and P2 students
  - Career Talks for P5 and P6 students







# TRANSITION TO PRIMARY 1

When your child enters primary school, they will experience:



# HOW CAN I PREPARE MY CHILD FOR PRIMARY 1?



In primary school, your child will be equipped with skills to:

- Adjust to a larger learning environment
- Interact with more peers and teachers
- Adapt to longer school hours
- Become more independent and responsible



**At home continue to:**

- Develop good habits
- Nurture positive learning attitudes
- Create a conducive learning environment

<https://go.gov.sg/transition-to-primary1>



# HOW CAN I SUPPORT MY CHILD THROUGH THE TRANSITION?



- **S**upport your child and encourage them to overcome challenges with you
- **A**ffirm your child by recognising small successes and praising their efforts
- **F**amiliarise your child by easing them into new routines and sharing with them your experiences in primary school
- **E**mpathise and acknowledge your child's feelings



# HOW CAN I PREPARE MY CHILD FOR PRIMARY ONE?

- Have confidence in your child
- Have confidence in the school
- Love but don't smother
- Let your child take responsibility and face consequences
- Let Go...







# **School Operations and Student Matters**



# School Hours

Timing	Monday to Friday
Curriculum Time	7.30 am to 1.30pm
Recess	9.30 am to 10 am
Mid-day Break	12.20 pm to 12.30 pm
Dismissal Time (P1)	1.25 pm



# MORNING FLAG RAISING CEREMONY



- P1 students will report to the hall from Day 1 to Day 4 (2<sup>nd</sup> to 5<sup>th</sup> January). Teachers will be present to direct the students.
- Form Teachers will bring the students back to their respective classrooms after the flag raising ceremony.



# MORNING FLAG RAISING CEREMONY

- Flag raising starts at **7.30 am**.
- Students to bring a **story book** to read while waiting for flag raising.
- All students **must attend pledge-taking and sing the national anthem** during the flag raising ceremony.





# School Arrival



**Gate A (Main Gate)** is the front gate of the school along Pasir Ris Drive 1, opposite Tampines Meridian JC.



# School Arrival



**Gate D (Canteen Gate)** is next to the canteen.  
The gate is facing Blk 635.







# School Arrival

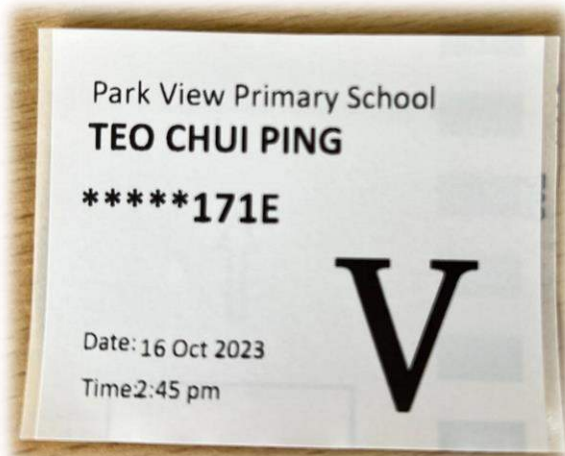
- Parents may drive into the school compound to drop off their child **before 7.30 am.**
- To avoid traffic congestion, parents are advised to **drive off immediately** after dropping off their child.



# Security Matters



- Parents/ Visitors will be requested to obtain a visitor pass from the **Security Post** at **Gate A** before proceeding to the General Office.
- The Visitor Pass must be worn prominently at all times.





# Security Matters



- Visitor Pass **only** allows the visitor to have **access** to the **General Office** and **Bookshop**.
- Parents / Visitors are to proceed to the General Office to state their purpose of visit and seek assistance.
- **All visitors are prohibited from going to the classrooms or canteen on their own.**




# SCHOOL ATTIRE

- Students are to wear the prescribed school uniform and **modification to the school uniform is not allowed.**
- Students are to be neatly and properly attired at all times.
- Boys are to be **clean shaven**, and no wearing of beards and moustache.




# Boys (School Uniform)




Name tag sewn  
above school  
crest.

# Girls (School Uniform)



Name tag sewn  
above school  
crest.




Skirt should be  
knee length.




# Boys & Girls


(Footwear with School Uniform)



White socks.



Socks should cover the ankles.




ALL black shoes.






# Boys & Girls


(Footwear with PE Attire)



White socks.




Socks should cover the ankles.




ALL black shoes.



# Boys (Hair)



Short and neat




Forehead is not covered.



Hair should not touch eyebrows, ears and collar.




No spiky, punk, layered, shaved or tail hairstyles.




No tinting, bleaching or colouring.




# Girls (Hair)




Fringe should not touch eyebrows.




Hair beyond shoulder length is tied up.




No tinting, bleaching or colouring



Only black hair accessories



Plain gold / silver ear studs




No jewellery






# Boys & Girls (Personal Hygiene)



Short nails



Clean nails



# **Transiting to Primary One**

## **First Week of School**



# First Day of School

- First day of school starts on **2 January 2024 (Tuesday)**.
- Students to assemble in the hall by 7.30 am.
- Teachers will usher your child to his/her class.
- Students must wear the lanyard name tag to school.





# **First Day of School (For Parents)**

- **P1 Meet-the-Parent (MTP) Session**
  - provide more information on subject matters and school programmes
- Recess observation
- Proceed to leave the school after recess
- More information will be sent via Parents Gateway

# LANYARD NAME TAG – TO WEAR DAILY



- Ensure your child wears the lanyard for the first two weeks.
- Form Teacher will paste coloured sticker on the name tag according to the mode of dismissal for your child.
- The coloured stickers help the teachers to identify quickly how your child goes home after school.
- Keep to the same mode of dismissal for the first month, if possible. This will help your child to get into the dismissal routine, which is important to help your child to transit to primary life well.

Mode of Dismissal	Colour
Gate A – Main Gate	Blue
Gate D – Canteen Gate	Red
School Bus	Yellow
School Student Care	Green
School Canteen (Waiting for siblings)	Purple



# Recess Buddy During Transition

- 9.30 am to 10.00 am
- Your child will be assigned a **P4 buddy** to familiarise themselves with the new environment.
- The Buddy will also teach your child how to buy food during recess.







# Mid-Day Break (Snack Break)

- Allows students to refresh themselves and take a healthy light snack if they are hungry.
- In class



# Mid-Day Break

- 12.20 pm to 12.30 pm (**10** minutes).  
Do not pack a substantial meal.
- Pack some light healthy snacks that are easy to consume  
(eg. fruits / bread / biscuits).
- Try having a “snack time” at home!



# Name Tag and Mode of Dismissal




Indicate how your child is going home on the name tag

- ✓ Gate A – Main Gate
- ✓ Gate D - Canteen Gate
- ✓ School Student Care
- ✓ School Bus No:
- ✓ School canteen [Waiting for sibling]

Name:

Class:

			
Name: <u>SANJEVITA</u> MARTIN RUBIN			
Class:			
<input type="checkbox"/>	Gate A – Main Gate	<input type="checkbox"/>	Gate D - Canteen Gate
<input type="checkbox"/>	School Student Care	<input type="checkbox"/>	School Bus No:
<input type="checkbox"/>	School Canteen [Waiting for sibling] Name: Class:		

Please tick the correct box to indicate the dismissal mode for your child.



# Pick Up Procedure



- For safety reasons, **cars are not allowed** into the school **during dismissal**.
- **Only school buses** will be allowed to enter the school between **1.00 pm and 2.00 pm**.
- Parents may pick up their child at the Main Gate (Gate A) or Canteen Gate (Gate D).
- Parents are to park at the nearby HDB car park and proceed to the respective gates to pick their children up. Please do not park along the roads.



# CHOOSING THE RIGHT BAG FOR YOUR CHILD

## Weight of school bag







- The general guideline from Health Promotion Board (HPB) is for children to carry no more than 15 per cent of their bodyweight. In practice, that would generally mean no more than 3.5kg to 5kg for a child in the first few years of school.

<https://www.healthxchange.sg/children/parenting-tips>



# CHOOSING THE RIGHT BAG FOR YOUR CHILD

- Bags with good back support and right size for your child's height
- Trolley bags are **strongly discouraged**
  - heavier
  - Students will struggle to carry them when they use the stairs
  - They can cause accidents and injuries if they are not carried properly, especially when they are moving up or down the staircase



# TRANSITING TO PRIMARY ONE



- Personal hygiene eg. going to the toilet, handwashing, tying shoe laces, buttoning shirt/blouse, zipping school pants, tucking PE shirt
- Packing of school bag
- Counting money and receiving change
- Asking for permission
- Taking care of personal belongings, eg. lunchbox, water bottle

# ITEMS TO BRING TO SCHOOL EVERY DAY



- ✓ Water bottle
- ✓ Student Handbook (given out on 1<sup>st</sup> day of school)
- ✓ Pencil Case (with 2 pencils sharpened, an eraser and a ruler)
- ✓ Coloured Pencils (12 or 24 colours)
- ✓ A suitable storybook for silent reading
- ✓ File/folder for keeping homework and letters
- ✓ Pocket money in a small wallet/coin pouch for buying food during recess (\$2 to \$3 – preferably coins)
- ✓ Smart Buddy watch / card

# Label Your Child's Belongings

- ✓ Water bottle
- ✓ Stationery
- ✓ Books
- ✓ Files
- ✓ Shoes
- ✓ Wallet/Pouch
- ✓ Lunch/Snack Box and Lid





# INFORMATION FOR P1(Y2024) PARENTS



Refer to the school website:

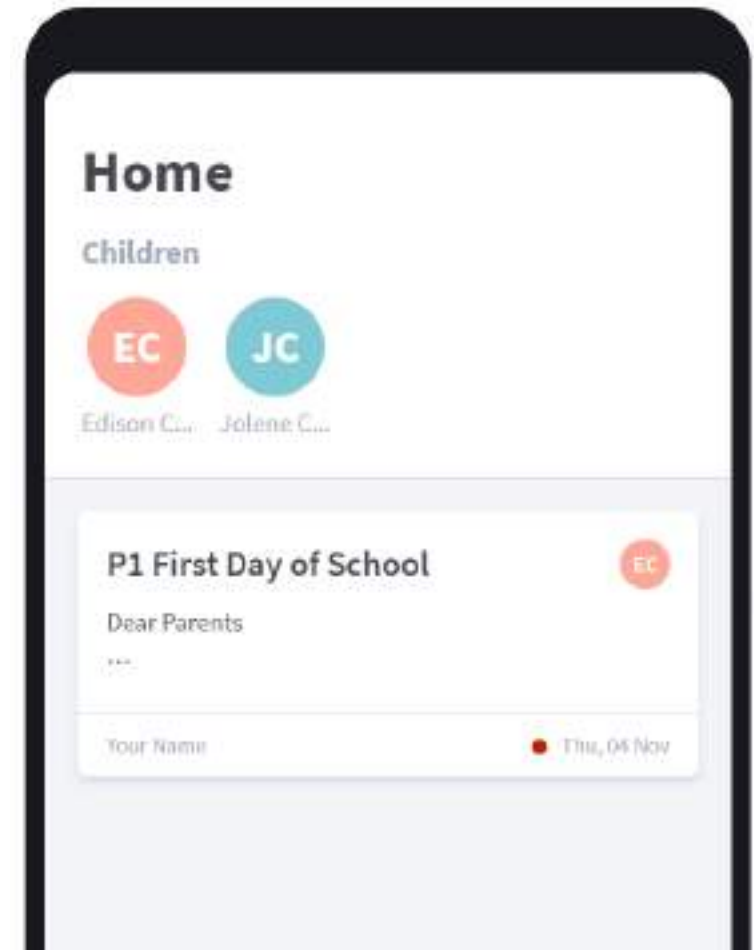
<https://parkviewpri.moe.edu.sg/>

- Things to bring for first week of school
- Canteen Menu / School Rules / Bookshop / Dental Clinic
- How to download Parents Gateway
- Parents Gateway FAQ
- P1 Orientation slides

# Parents Gateway




- Parent Gateway is a mobile app specially designed for parents.
- The app allows parents to engage closely with the school, receive information from school and perform a range of administrative functions including giving consent for school trips.
- Parents will also receive important information from MOE.



# Administrative Matters for Year 2024 P1



When ordering the Iron On **Embroidery** Name Tags, do indicate your child's name reflected as per birth certificate/deed poll.

 **Pacific Bookstores**  
Your Partner in Education

PARK VIEW PRIMARY SCHOOL

Order Form For Iron On Embroidery Name Tags  
(For use on School Uniform and PE Attire)

1 Set of S\$5.50 (5 pieces / Set)

English name of Student (in FULL BLOCK LETTERS)  
Please write your child's name Neatly and Clearly.

--	--	--	--	--	--	--	--	--	--	--	--	--	--	--

Name of Student : \_\_\_\_\_

Class : \_\_\_\_\_

Contact No : \_\_\_\_\_

Date Submitted : \_\_\_\_\_

Signature of Parent / Guardian : \_\_\_\_\_

Note: Any changes to be made after submission of order will be charged as a new order.



# Administrative Matters for Year 2024 P1




## Collection of Pupil Data (27 November 2023 – 29 December 2023)



1. As your child/ward will be starting primary one in January 2024, the Ministry of Education (MOE) would like to collect necessary information about you and your child/ward to provide educational services for your child/ward in our schools.
2. Please submit the information through the online Student Details Form portal from 10.00 am, 27 Nov 2023. The portal can be accessed via this URL: <https://pg.moe.edu.sg/forms/sdf> or the QR code below. **Both parents must login separately to the portal using his/her own Singpass account to submit particulars of himself/herself.** We seek your help to complete the submission by 29 Dec 2023.
3. Please contact us at 65851421 if you encounter any problems in accessing the portal.

# Administrative Matters for Year 2024 P1



<b>GIRO and Edusave Standing Order Applications</b>	<p>1. Parents may submit their GIRO and Edusave Standing Order applications for the new P1s <b>starting 1 Oct 2023</b></p> <div data-bbox="787 512 1042 691"><p>eGIRO user guide Sep23.pdf</p></div> <p>Parents/guardians can apply to use Edusave funds for payment of school fees and charges via Parents Gateway (under Services tab) or the online <a href="#">Edusave Standing Order Form</a></p> <p>Note that Edusave Standing Order application is for Singapore Citizen students only</p>
---	--



# **SCHOOL-HOME PARTNERSHIP**





# HOME-SCHOOL PARTNERSHIP



Our children do best when schools and parents work hand in hand to support them.

## **Join the Parent Support Group (PSG):**

- ✓ The PSG consists of a group of dedicated parents who partner the school to support fellow parents in nurturing their children.
- ✓ It is the platform for parents to network, share, learn and support each other in this parenting journey.
- ✓ Some of the initiatives/support by the PSG include:
  - ❖ Budding Chef Programme for P1 and P2 students
  - ❖ Lower Primary Life skills



**Scan the QR Code if you would like to volunteer with us!**

# Parent Registration

[For Parents](#) ▾[School Advisory Committee](#)[Parent Support Group](#) ^[About Us](#)[PSG Activities & Events](#)[Contact Us](#)[Parent Registration](#)

## Parent Volunteer Registration [Form](#)

The establishment of Parent Support Groups introduced a new era of parental involvement in school activities and functions. By having a formal organization and structure, parents are more easily able to contribute to the execution of school events. An executive committee was set up to manage Parent Support Groups and further promote parental involvement. If you are interested in becoming a parent volunteer, please fill in your information below so we may contact you regarding current and upcoming events. Growing Together With Our Children Through Volunteering

# SCHOOL-HOME PARTNERSHIP

- Join the Parent Support Group (PSG)
- Go to our school website:  
<https://parkviewpri.moe.edu.sg/>
- Sign up via online “Parent Volunteers Registration Form”



## Parent Volunteers Registration Form

The Parent Support Group (PSG) is a platform for parents to partner with the school in support of students learning and development so as to provide an enriching holistic education for our students. It consists of parent volunteers who seek to support the aims, purpose and goals of the school by strengthening home-school collaboration and partnership.

If you are interested to register as a member of the PSG, please complete the form below.

Thank you.

[Sign in to Google](#) to save your progress. [Learn more](#)

\*Required

Name of Child studying in Park View Primary School: \*




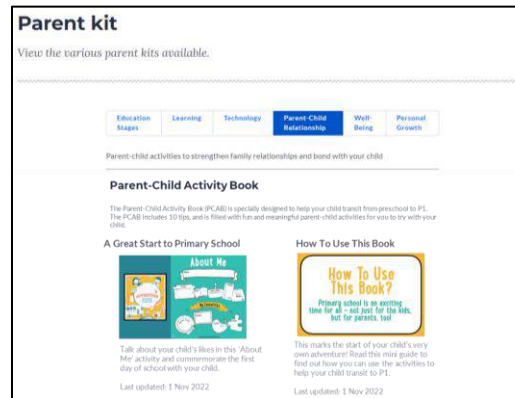
# PARENT-CHILD ACTIVITY BOOK IS AVAILABLE ONLINE!



## PARENT-CHILD ACTIVITY BOOK (DIGITAL)

**10 TIPS FOR PARENTS** to help you navigate your child's first year in primary school.

- Chat with your child
- Boost their confidence
- Practise various scenarios
- Create something interesting
- Thank others for their help
- Pledge to do things together



# How to prepare my child the night before the first day of school

- Pack your child's school bag together
- Prepare your child's PE attire and school shoes together
- Read a short bedtime story
- Go to bed early



# The first day of school

- Have breakfast
- Say positive things on the way to school
- Wave / Hug your child goodbye
- Let your child enter school independently







# School Tour

- Follow the teachers to the respective classrooms to meet your children and go for a school tour
- School tour will end at 10.30 am
- If you have any questions regarding school bus arrangement, school student care or any administration matters, please proceed to the General Office and the staff there will assist you.



Leaders of Character, Championing Service and Excellence