

Mother Tongue Languages

Sharing session with P1 parents

Mdm Teo Siew Yeun
HOD, MTL

Leaders of Character, Championing Service and Excellence



Hindi Parallel Programme



For parents whose child will be taking Hindi, you may contact the teacher on matters pertaining syllabus, purchase of text/workbook, payment of fees etc:

Mdm Vishakha
HP number: 9798 4802



Flow of Sharing



1. Mother Tongue (MT) department's learning outcomes (what we want to see your child become?)
2. MT Framework (how do we do it?)
3. MT curriculum (what will my child learn?)
4. Assessment (How do I know my child learn what is taught?)
5. Every Parent a Supportive Parent (how can I help?)



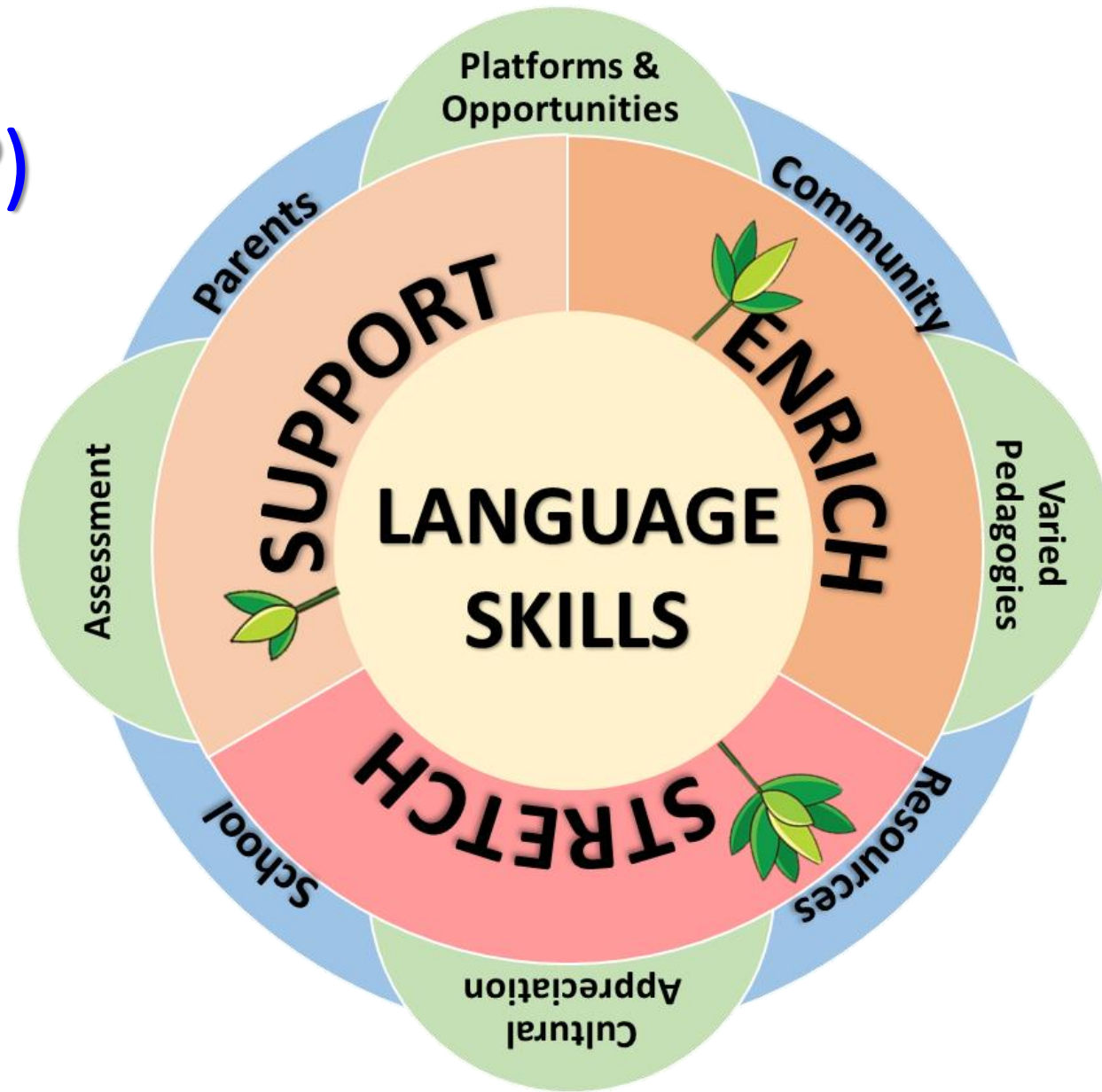
DEPARTMENT'S LEARNING OUTCOMES (what we want to see your child become?)



To nurture students to be confident users and lifelong learners of the Mother Tongue language.



MT Framework (how do we do it?)



MT – Curriculum (what will my child learn?)



A refreshed Mother Tongue Languages (MTL) Curriculum in 2024



Key Features of the refreshed MT curriculum



Greater emphasis on:

- Spoken and interaction skills
- Helping students learn and use their mother tongue languages in day-to-day contexts
- promote cross-cultural literacy and understanding



Key Features of the refreshed MT curriculum



Teachers will continue to employ “multi-modal” approaches, including the meaningful use of technology, to engage and support students.

Parents are encouraged to tap on available resources to support their child’s learning of mother tongue language at home.





Assessment


(How do I know my child learn what is taught?)

- No weighted assessment
- Holistic assessment of students based on subject specific learning outcomes (LOs)
- 4 skills to be assessed throughout the year:
 - ✓ Listening
 - ✓ Speaking and spoken interaction
 - ✓ Reading – Character recognition, Reading aloud (of passages)
 - ✓ Writing – Sentence Construction




Semester 1 Learning Outcomes



Learning Outcomes (LOs)	Tools
<u>Listening</u> 1. Listen attentively to short, simple spoken content related to daily life	<ul style="list-style-type: none">• Listening practices• Observations through interactions
<u>Speaking and spoken interaction</u> 1. Speak with correct pronunciation using vocabulary and sentence structures from Primary 1 texts. 2. Ask and/or respond to simple questions related to daily life	<ul style="list-style-type: none">• Show & Tell• Speaking practices through role play• Picture description & Conversations• Observations through interactions
<u>Reading</u> 1. Recognise characters taught in Primary 1 (CL)/ Recognise words taught in Primary 1 (ML)/ Recognise letters and words taught in Primary 1 (TL)	<ul style="list-style-type: none">• Read Aloud 

Semester 2 – Learning Outcomes



Learning Outcomes (LOs)	Tools
<u>Listening</u> 1. Listen attentively to short, simple spoken content related to daily life.	<ul style="list-style-type: none">• Listening practices• Observations through interactions
<u>Speaking and spoken interaction</u> 1. Ask and/or respond to simple questions related to daily life	<ul style="list-style-type: none">• Show & Tell• Speaking practices through role play• Observations through interactions
<u>Reading</u> 1. Read Aloud Primary 1 texts with accuracy 2. Understand Primary texts and are able to identify some details with guidance.	<ul style="list-style-type: none">• Read Aloud• Reading comprehension
<u>Writing</u> 1. Write words, phrases and simple sentence(s) about daily life with guidance (CL & ML)/Write words and simple phrases with guidance (TL)	<ul style="list-style-type: none">• Writing activities 

Every Parent a Supportive Parent (how can I help?)



BRINGING OUT THE BEST IN OUR CHILDREN, TOGETHER



Practical tips to help your child learn MTL



- Speak to your child in MTL whenever possible
- Show interest in your child's MTL learning journey
- Learn with and learn from your child
- Have regular conversations with your child about his/her experience in class
- Use a variety of resources, e.g. physical and digital resources to extend your child's language and literacy skills in MTL
- Encourage and accompany your child to read books or watch suitable TV programmes in MTL
- Provide a print-rich environment – visit the library regularly, set up a reading corner at home



Every Parent a Supportive Parent (how can I help?)



Useful Parenting Tips Website: schoolbag.edu.sg



Hacking the Chinese language so students want to learn

Mdm Tan Pin Yin leverages everything from educational technology to K-drama serials to make the Chinese language more accessible to students....

[read](#)[share](#)[tweet](#)

They've fallen many times, and it's good for them, says Olympian mum of four

How former national swimmer Joscelin Yeo defines success out of the championship lanes for her children and what makes the great outdoors...

[read](#)[share](#)[tweet](#)

Whom can I contact to find out more?



Mdm Teo Siew Yeun, HOD MTL teo_siew_yeun@schools.gov.sg	Mdm Este Chow, LH MTL este_chow@schools.gov.sg
Mdm Norhanim, ST ML norhanim_hashim@schools.gov.sg	Mdm Valar, Tamil Coordinator valarmathi_a@schools.gov.sg



