

Park View Primary School

iLearn@home

16 August to 17 August 2018

Objectives

- To simulate school closure during an emergency period
- To ensure continuity of learning in the event of school closure
- To engage pupils in ICT-enriched learning experiences

Schedule

Primary 1 and 2 (English, Mathematics and Mother Tongue)

Level	Duration	Day 1 (Thursday – 16 Aug 2018) & Day 2 (Friday – 17 Aug 2018)
Primary 1 and 2	1 hour	English
	1 hour	Mathematics
	1 hour	Mother Tongue

Primary 3, 4 and 5 (English, Mathematics, Science and Mother Tongue)

Level	Duration	Day 1 (Thursday – 16 Aug 2018) & Day 2 (Friday – 17 Aug 2018)
Primary 3, 4 and 5	1 hour	English
	1 hour	Mathematics
	1 hour	Mother Tongue
	1 hour	Science

Note

- Remember to take vision break after 30 to 40 minutes by looking at something far.
- When using a computer:
 - The computer screen should be placed at a distance of about 50 cm from the eyes.
 - Adjust the screen of the computer to reduce glare from the reflection of other light sources.
 - Ensure adequate lighting


Technical assistance:

- For matters related to tasks assigned, pupils are advised to contact their respective subject teachers.
- For technical assistance, you may refer to the following for assistance.
Online FAQ: http://www.lead.com.sg/lead/LEADHELP/login_help.htm
Mconline helpdesk hotline: 6777 5198 (Operating Hours: 7am to 7pm (Mon to Fri) and 7am to 2pm (Sat))

Note: Mconline is best compatible with Google Chrome and not with other internet browsers. It is also not supported on tablets (e.g. iPads), MacBook and mobile devices.

During the two days, pupils are required to perform the following:

STEP 1: Go to → www.mconline.sg



STEP 2: Key in the following and click Login.

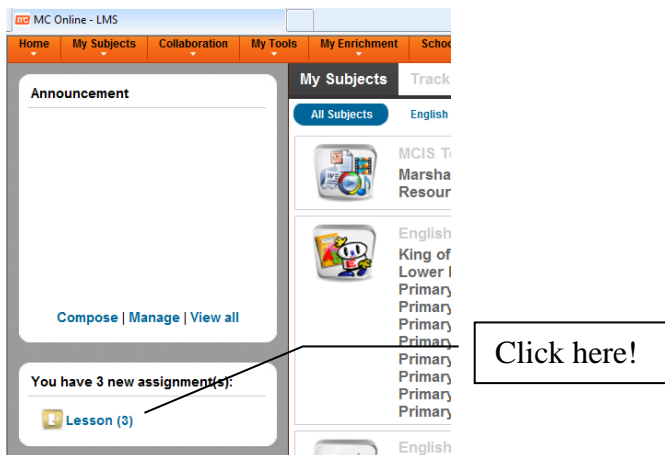
Login ID Last 4 digits of BC (e.g. T0123456B)

School

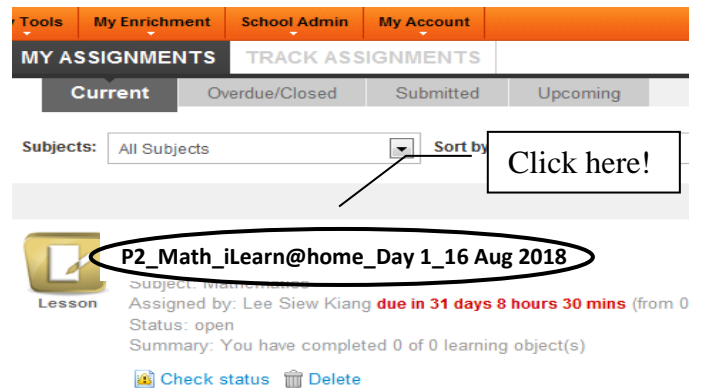
Password

This is the default PW for Term 3. If you child has reset to his/her personal PW and has forgotten, please contact the form teacher to reset PW or call helpdesk.

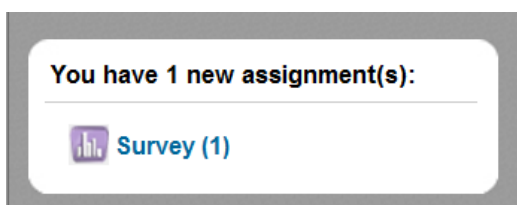
STEP 3: Click the link on the left panel.



STEP 4: Complete tasks assigned by clicking the link.



STEP 5: Click the link on the Homepage (left panel) to do the survey.



Note: Complete “iLearn@home Survey” on the iLearn@Home Exercise 2018 at the end of Day 2 – 17 Aug 2018.

STEP 6: Click and start to do the survey.

